

LED STEPLITE



Choice of 160 or 320 lumens of clean white light



Low power consumption



Choice of trim colours & styles




Stylish, compact, low profile design



Quick and easy to install



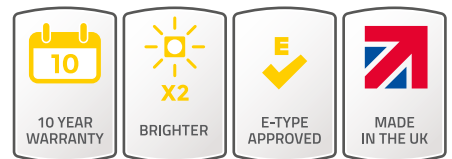
Waterproof to IP66 option available



TECHNICAL SPECS OVERLEAF 
AUGUST 2018



DESIGNED FOR MULTI-SECTOR APPLICATIONS



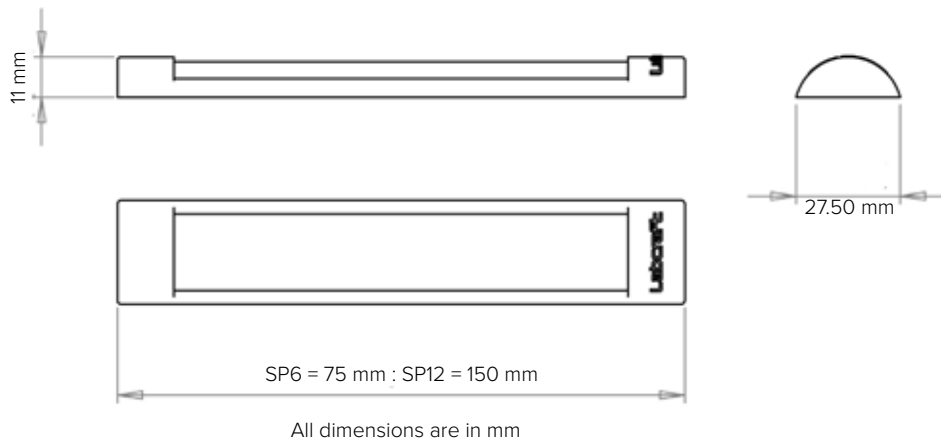
LED STEPLITE

Long life, high intensity Cree LEDs - The Steplite uses the latest in LED technology offering optimum performance and extended life, reducing vehicle downtime and increasing productivity. The Steplite uses only 1.4W/2.9W to produce 160/320 lumens of clean white light, creating a safer, more productive working environment.

Choice of trim colours & styles - The Steplite fixing surrounds are available in a choice of grey or white. The half open surround directs the light downwards to illuminate applications such as steps. A fully open surround is available for the 150mm version to give a wider spread of light within enclosed spaces such as lockers. The tough opaque polycarbonate lens diffuses the light to create a single source light effect giving a bright, even wash of light.

Quick & easy to install - This stylish, low profile product has been designed with only 2 fixing points making it quick & easy to install. Your choice of stylish trim simply clips over the top for your preferred angle of light.

Waterproof to IP66 option - The standard unit has an IP50 rating making it suitable for all interior applications and an IP66 option is available for exterior applications, such as step lighting, or where the area is cleaned using a pressure washing system.



| SPECIFICATION | | ALL DIMENSIONS HAVE A TOLERANCE OF +/-1mm | | | |
|-----------------|-----|---|-----------------------|----------------------|-----------------------|
| | | SP - 6 LEDs (12V) | SP - 12 LEDs (12V) | SP - 6 LEDs (24V) | SP - 12 LEDs (24V) |
| Voltage Range | VDC | 10-14 | 10-14 | 20-28 | 20-28 |
| Average Current | A | 0.12 | 0.24 | 0.06 | 0.12 |
| Light Output | lm | 160 | 320 | 160 | 320 |
| Watts | W | 1.4W | 2.9W | 1.4W | 2.9W |
| Weight | kg | 0.00 | 0.00 | 0.0 | 0.0 |
| Temp. Range | °C | -30 to +40 | -30 to +40 | -30 to +40 | -30 to +40 |
| IP Rating | IP | IP50 | IP50 | IP50 | IP50 |

E & OE

